



2012-2013 GMT Reports for District (or Undistricted) **District 19 D WASHINGTON**

GMT: **Andre J Nimchuk**

Location: **WASHINGTON**

GMT CA: **2**

CLUBS

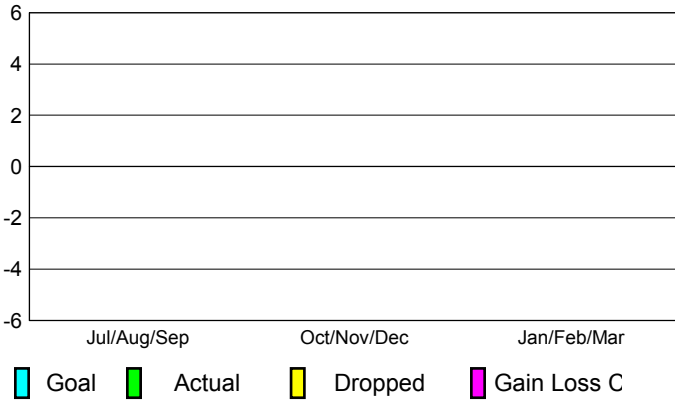
Club Results 2012-2013

Clubs 2011-2012

Month	New Club Goal	Actual New Clubs	Actual Dropped Clubs	Gain/Loss of Clubs	Gain/Loss of Clubs
Jul/Aug/Sep		0	0	0	0
Oct/Nov/Dec		0	0	0	0
Jan/Feb/Mar					0
Totals		0	0	0	0

Club Results 2012-2013

Goal, New, Dropped, Gain/Loss



MEMBERSHIP

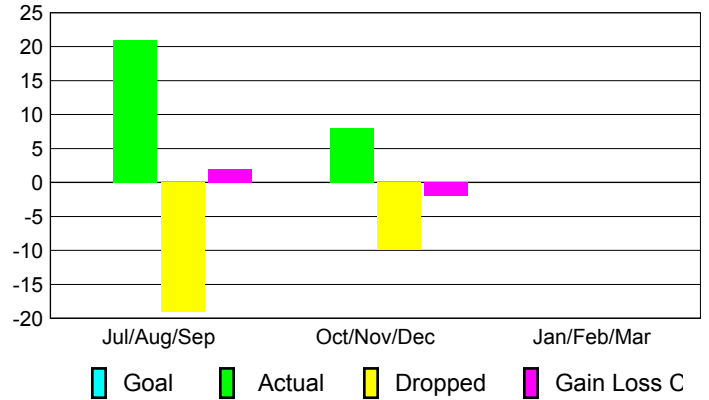
Membership Results 2012-2013

Membership 2011-2012

Month	Net Memb Goal	Actual New Memb	Actual Dropped Memb	Gain/Loss of Memb	Gain/Loss of Memb
Jul/Aug/Sep		21	-19	2	-2
Oct/Nov/Dec		8	-10	-2	2
Jan/Feb/Mar					2
Totals		29	-29	0	2


Membership Results 2012-2013

Goal, New, Dropped, Gain/Loss



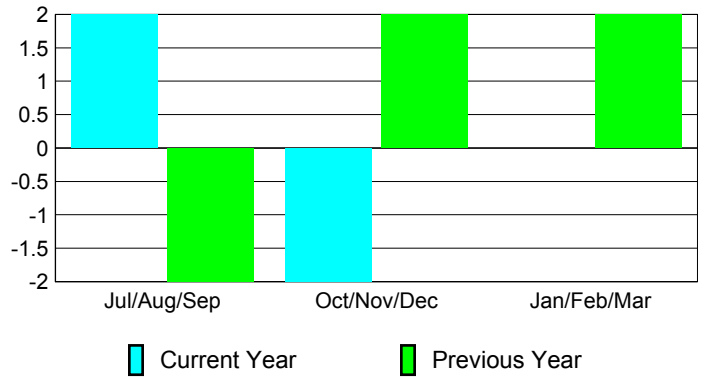
Comparison of Club Gain/Loss

Current Year Compared to the Previous Year



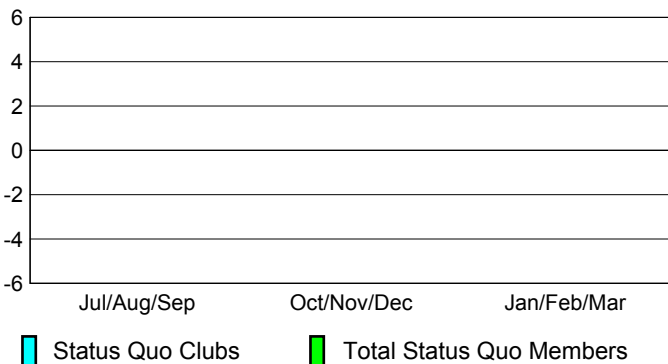
Comparison of Membership Gain/Loss

Current Year Compared to the Previous Year

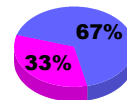


YTD Status Quo Clubs 2012-2013

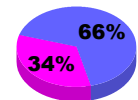
Status Quo Clubs Compared to Status Quo Members



Gender Comparison 2012-2013



Jul/Aug/Sep



Oct/Nov/Dec

Jan/Feb/Mar

Male

Female



2012-2013 GMT Reports for District (or Undistricted) **District 19 D BRITISH**

GMT: **Andre J Nimchuk**

Location: **BRITISH COLUMBIA**

GMT CA: **2**

CLUBS

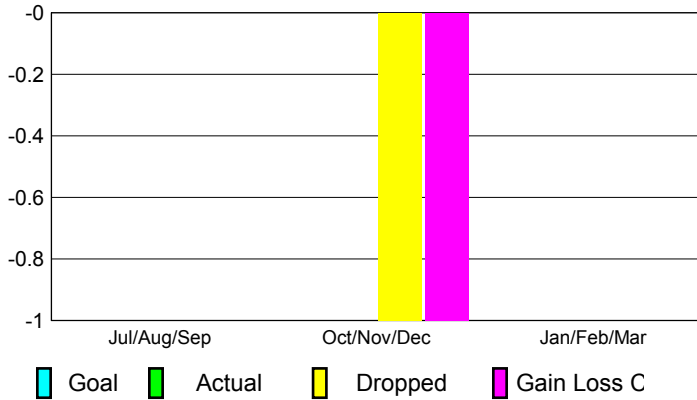
Club Results
2012-2013

Clubs
2011-2012

Month	New Club Goal	Actual New Clubs	Actual Dropped Clubs	Gain/Loss of Clubs	Gain/Loss of Clubs
Jul/Aug/Sep		0	0	0	0
Oct/Nov/Dec		0	-1	-1	0
Jan/Feb/Mar					0
Totals		0	-1	-1	0

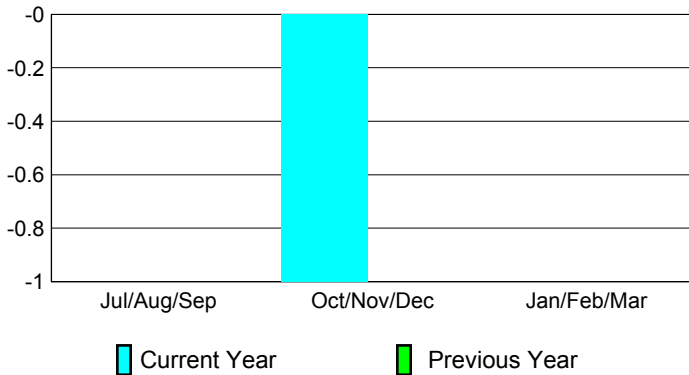
Club Results 2012-2013

Goal, New, Dropped, Gain/Loss



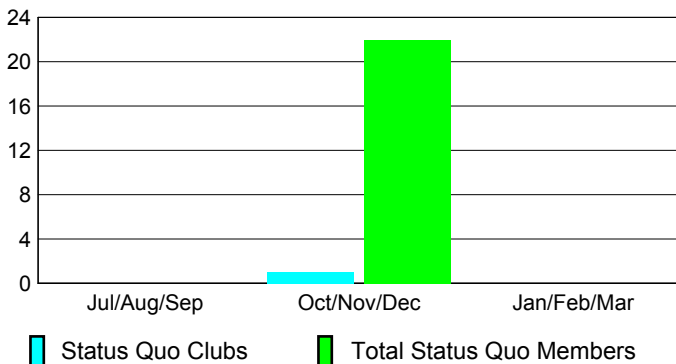
Comparison of Club Gain/Loss

Current Year Compared to the Previous Year



YTD Status Quo Clubs 2012-2013

Status Quo Clubs Compared to Status Quo Members



MEMBERSHIP

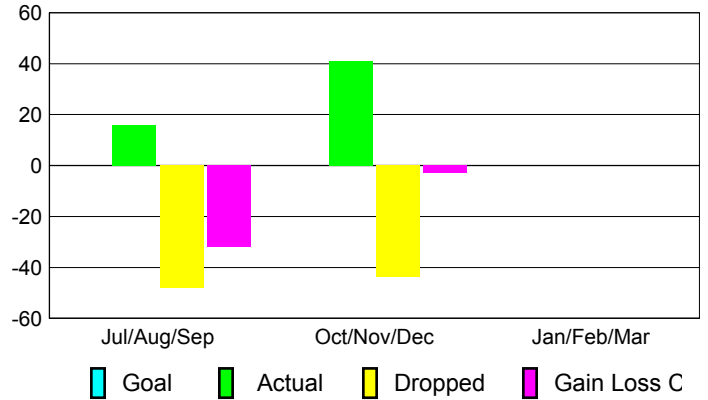
Membership Results
2012-2013

Membership
2011-2012

Month	Net Memb Goal	Actual New Memb	Actual Dropped Memb	Gain/Loss of Memb	Gain/Loss of Memb
Jul/Aug/Sep		16	-48	-32	-14
Oct/Nov/Dec		41	-44	-3	-8
Jan/Feb/Mar					8
Totals		57	-92	-35	-14

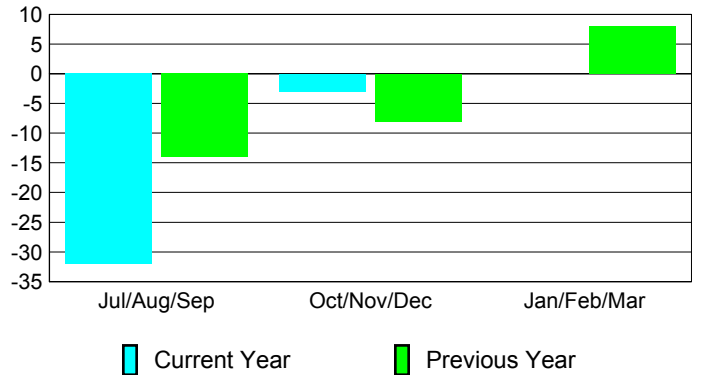
Membership Results 2012-2013

Goal, New, Dropped, Gain/Loss

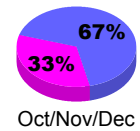
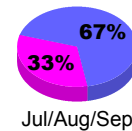


Comparison of Membership Gain/Loss

Current Year Compared to the Previous Year



Gender Comparison 2012-2013



Jan/Feb/Mar

Male

Female